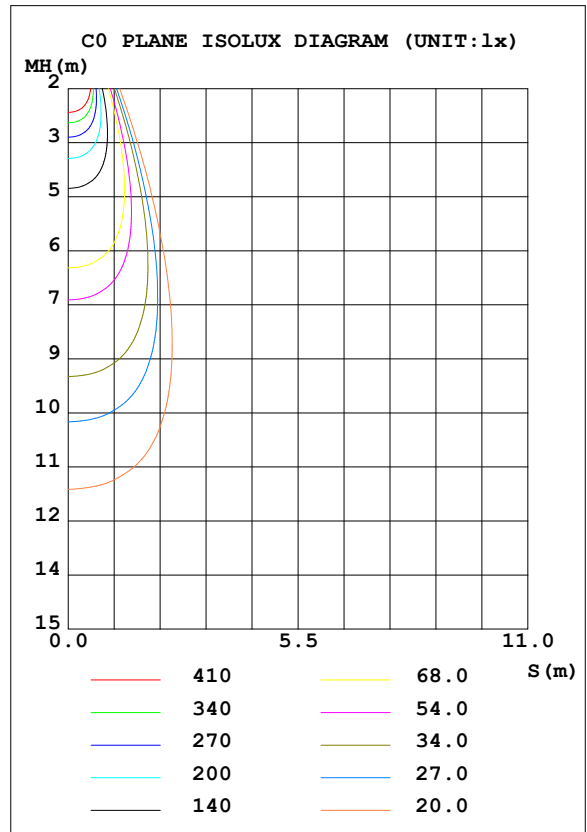
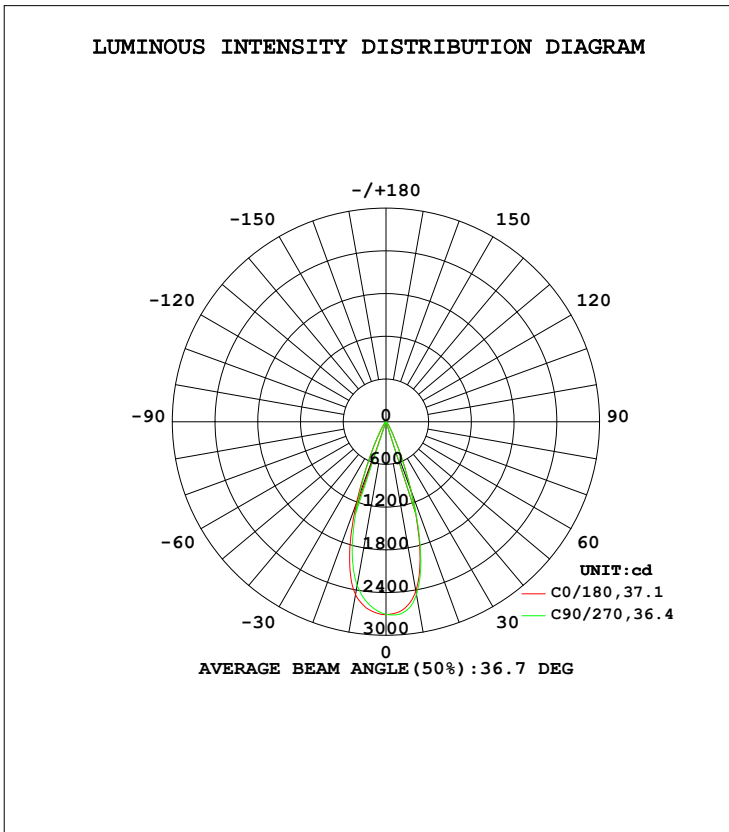


LUMINAIRE PHOTOMETRIC TEST REPORT

Test:U:33.700V I:0.3500A P:11.795W PF:1.0000 Freq:0Hz Lamp Flux:1042.76x1 lm		
NAME: XDL E4-WRA-L29030-36DW	TYPE:Downlight	SERIAL No.:
SPEC.: XOB CRI 90 3000K	DIM.: φ108mm*H126mm	
MFR.: SBC XICATO CORP.		

DATA OF LAMP		PHOTOMETRIC DATA Eff: 88.41 lm/W			
MODEL	XOB CRI 90 3000K	I _{max} (cd)	2716	S/MH (C0/180)	0.58
NOMINAL POWER (W)	13	LOR (%)	100.0	S/MH (C90/270)	0.57
RATED VOLTAGE (V)	36	TOTAL FLUX (lm)	1042.8	η UP, DN (C0-180)	0.0, 48.4
NOMINAL FLUX (lm)	1042.76	CIE CLASS	DIRECT	η UP, DN (C180-360)	0.0, 51.6
LAMPS INSIDE	1	η up (%)	0.0	CIBSE SHR NOM	0.50
TEST VOLTAGE (V)	34	η down (%)	100.0	CIBSE SHR MAX	0.55



C Range: 0 - 360DEG
 C Interval: 90.0DEG
 Test Speed: HIGH
 Temperature: 25.3DEG
 Operators: Jasoan
 Test Date: 2024-05-22

γ Range: 0 - 90DEG
 γ Interval: 0.5DEG
 Test System: EVERFINE GO-2000A_V1 SYSTEM V2.00.421
 Humidity: 58%
 Test Distance: 9.016m [K=1.0000]
 Remarks:

ZONAL FLUX DIAGRAM

ZONAL FLUX DIAGRAM:

γ	C0	C90	C180	C270				γ	Φ zone	Φ total	%lum,lamp
10	2416	2465	2465	2332				0- 10	245.8	245.8	23.6,23.6
20	1025	1032	1203	1114				10- 20	499.7	745.5	71.5,71.5
30	166.3	162.5	195.7	209.2				20- 30	229.6	975.0	93.5,93.5
40	34.06	33.72	39.91	42.43				30- 40	56.39	1031	98.9,98.9
50	1.185	1.247	2.089	2.150				40- 50	10.61	1042	99.9,99.9
60	0.2802	0.2158	0.2921	0.3308				50- 60	0.5201	1043	100,100
70	0.0636	0.0318	0.0318	0.0700				60- 70	0.1324	1043	100,100
80	0.0382	0.0318	0.0318	0.0382				70- 80	0.0408	1043	100,100
90	0.0382	0.0318	0.0318	0.0318				80- 90	0.0367	1043	100,100
100								90-100			
110								100-110			
120								110-120			
130								120-130			
140								130-140			
150								140-150			
160								150-160			
170								160-170			
180								170-180			
DEG	LUMINOUS INTENSITY:cd								UNIT:lm		

Conical surface Flux(90deg): 1039.7 lm

%lum = 99.7%
 %lamp = 99.7%

Conical surface Flux(120deg): 1042.5 lm

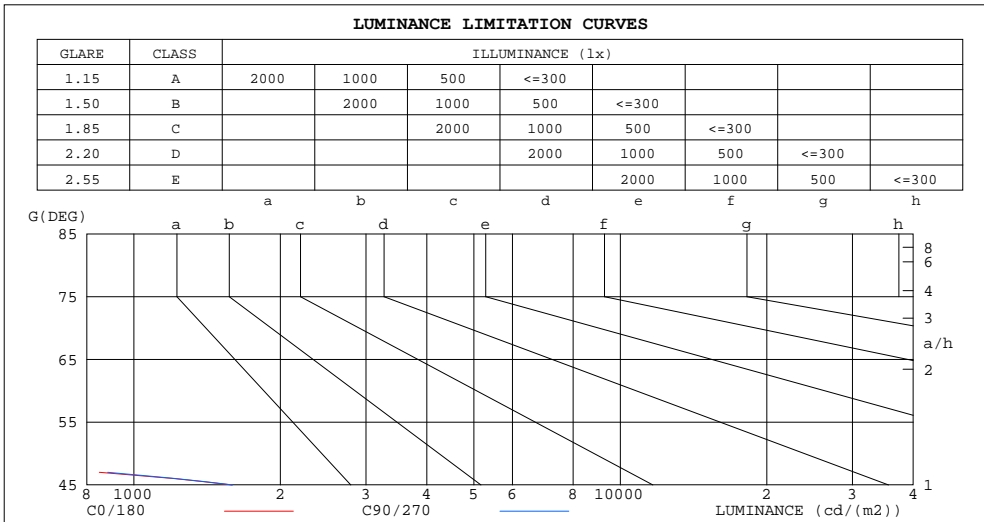
%lum = 100.0%
 %lamp = 100.0%

C Range: 0 - 360DEG
 C Interval: 90.0DEG
 Test Speed: HIGH
 Temperature:25.3DEG
 Operators:Jasoan
 Test Date:2024-05-22

γ Range: 0 - 90DEG
 γ Interval: 0.5DEG
 Test System:EVERFINE GO-2000A_V1 SYSTEM V2.00.421
 Humidity:58%
 Test Distance:9.016m [K=1.0000]
 Remarks:

LUMINANCE LIMITATION CURVES

Test:U:33.700V I:0.3500A P:11.795W PF:1.0000 Freq:0Hz Lamp Flux:1042.76x1 lm		
NAME: XDL E4-WRA-L29030-36DW	TYPE:Downlight	SERIAL No.:
SPEC.: XOB CRI 90 3000K	DIM.: φ108mm*H126mm	
MFR.: SBC XICATO CORP.		



LUMINANCE cd/(m2)		
G(DEG)	C0/180	C90/270
85	48	40
80	24	20
75	16	13
70	20	10
65	33	18
60	61	47
55	95	80
50	201	212
45	1590	1596

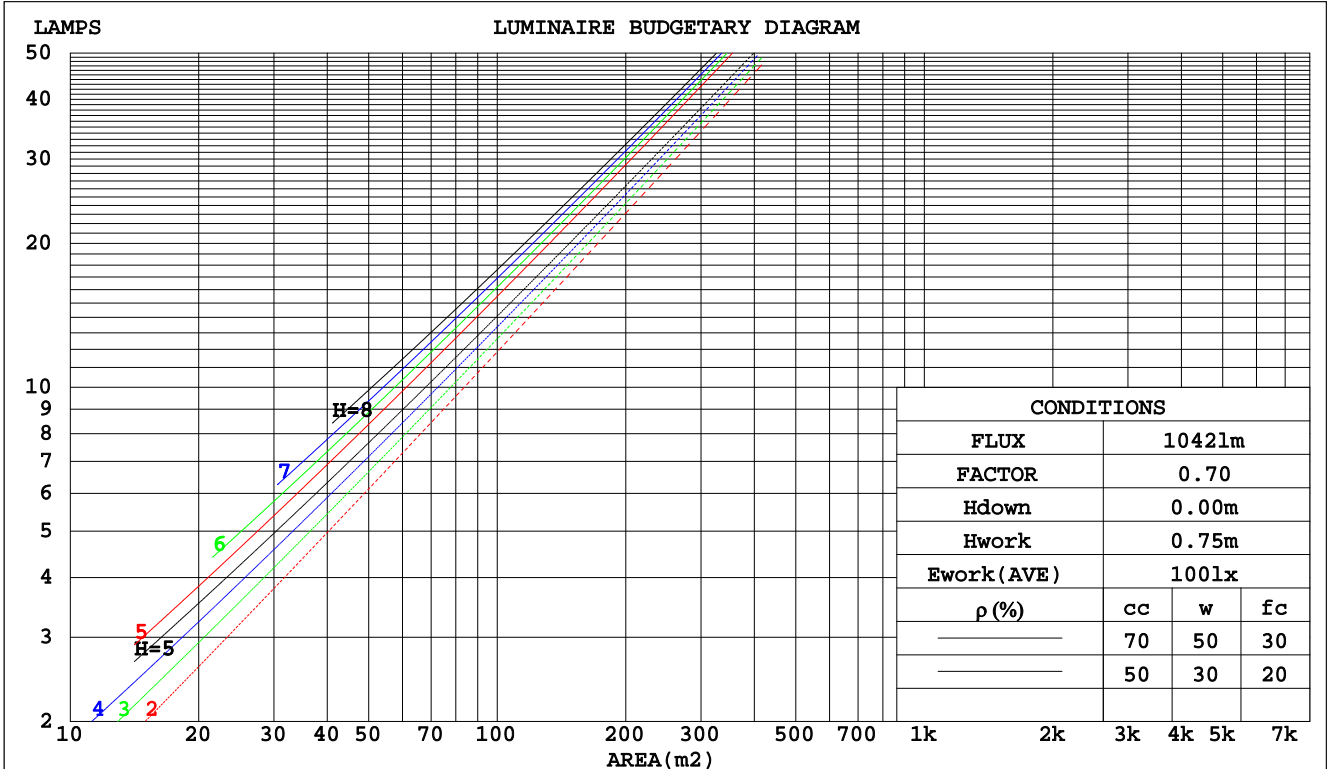
C Range: 0 - 360DEG
 C Interval: 90.0DEG
 Test Speed: HIGH
 Temperature:25.3DEG
 Operators:Jasoan
 Test Date:2024-05-22

γ Range: 0 - 90DEG
 γ Interval: 0.5DEG
 Test System:EVERFINE GO-2000A_V1 SYSTEM V2.00.421
 Humidity:58%
 Test Distance:9.016m [K=1.0000]
 Remarks:

CU AND LUMINAIRE BUDGETARY ESTIMATE DIAGRAM

Test:U:33.700V I:0.3500A P:11.795W PF:1.0000 Freq:0Hz Lamp Flux:1042.76x1 lm		
NAME: XDL E4-WRA-L29030-36DW	TYPE:Downlight	SERIAL No.:
SPEC.: XOB CRI 90 3000K	DIM.: φ108mm*H126mm	
MFR.: SBC XICATO CORP.		

pcc	80%			70%			50%			30%			10%			0
ρw	50%	30%	10%	50%	30%	10%	50%	30%	10%	50%	30%	10%	50%	30%	10%	0
ρfc	20%			20%			20%			20%			20%			0
RCR	RCR:Room Cavity Ratio															
	Coefficients of Utilization(CU)															
0.0	1.19	1.19	1.19	1.16	1.16	1.16	1.11	1.11	1.11	1.06	1.06	1.06	1.02	1.02	1.02	1.00
1.0	1.12	1.10	1.09	1.10	1.08	1.07	1.06	1.05	1.04	1.03	1.02	1.01	.99	.98	.98	.96
2.0	1.07	1.03	1.01	1.05	1.02	.99	1.02	.99	.97	.99	.97	.95	.96	.95	.93	.92
3.0	1.02	.98	.95	1.00	.97	.94	.98	.95	.92	.95	.93	.91	.93	.91	.90	.88
4.0	.97	.93	.89	.96	.92	.89	.94	.90	.88	.92	.89	.87	.90	.88	.86	.85
5.0	.93	.88	.85	.92	.88	.85	.90	.87	.84	.89	.86	.83	.87	.85	.83	.81
6.0	.89	.84	.81	.88	.84	.81	.87	.83	.80	.86	.82	.80	.84	.82	.79	.78
7.0	.86	.81	.78	.85	.81	.78	.84	.80	.77	.83	.79	.77	.82	.79	.76	.75
8.0	.82	.78	.75	.82	.77	.74	.81	.77	.74	.80	.76	.74	.79	.76	.74	.73
9.0	.79	.75	.72	.79	.75	.72	.78	.74	.71	.77	.74	.71	.77	.73	.71	.70
10.0	.77	.72	.69	.76	.72	.69	.76	.72	.69	.75	.71	.69	.74	.71	.69	.68



C Range: 0 - 360DEG
 C Interval: 90.0DEG
 Test Speed: HIGH
 Temperature:25.3DEG
 Operators:Jasoan
 Test Date:2024-05-22

γ Range: 0 - 90DEG
 γ Interval: 0.5DEG
 Test System:EVERFINE GO-2000A_V1 SYSTEM V2.00.421
 Humidity:58%
 Test Distance:9.016m [K=1.0000]
 Remarks:

WEC AND CCEC

Test:U:33.700V I:0.3500A P:11.795W PF:1.0000 Freq:0Hz Lamp Flux:1042.76x1 lm		
NAME: XDL E4-WRA-L29030-36DW	TYPE:Downlight	SERIAL No.:
SPEC.: XOB CRI 90 3000K	DIM.: φ108mm*H126mm	
MFR.: SBC XICATO CORP.		

ρcc	80%			70%			50%			30%			10%			0
ρw	50%	30%	10%	50%	30%	10%	50%	30%	10%	50%	30%	10%	50%	30%	10%	0
ρfc	20%			20%			20%			20%			20%			0
RCR	RCR:Room Cavity Ratio						Wall Exitance Coefficients(WEC)									
0.0																
1.0	.146	.083	.026	.139	.079	.025	.127	.073	.023	.115	.067	.021	.105	.061	.020	
2.0	.136	.075	.023	.131	.072	.022	.121	.067	.021	.111	.062	.020	.102	.058	.018	
3.0	.128	.068	.020	.123	.066	.020	.115	.062	.019	.107	.059	.018	.099	.055	.017	
4.0	.121	.063	.018	.117	.061	.018	.110	.058	.017	.103	.055	.017	.096	.052	.016	
5.0	.114	.058	.017	.111	.057	.017	.105	.055	.016	.099	.052	.016	.094	.050	.015	
6.0	.109	.055	.016	.106	.054	.015	.101	.052	.015	.095	.050	.015	.091	.048	.014	
7.0	.104	.051	.015	.101	.051	.014	.097	.049	.014	.092	.047	.014	.088	.046	.013	
8.0	.099	.049	.014	.097	.048	.014	.093	.046	.013	.089	.045	.013	.085	.044	.013	
9.0	.095	.046	.013	.093	.046	.013	.090	.044	.013	.086	.043	.012	.083	.042	.012	
10.0	.092	.044	.012	.090	.043	.012	.087	.042	.012	.083	.041	.012	.080	.040	.012	

ρcc	80%			70%			50%			30%			10%			0
ρw	50%	30%	10%	50%	30%	10%	50%	30%	10%	50%	30%	10%	50%	30%	10%	0
ρfc	20%			20%			20%			20%			20%			0
RCR	RCR:Room Cavity Ratio						Ceiling Cavity Exitance Coefficients(CCEC)									
0.0	.190	.190	.190	.163	.163	.163	.111	.111	.111	.064	.064	.064	.020	.020	.020	
1.0	.169	.158	.147	.145	.135	.127	.099	.093	.088	.057	.054	.051	.018	.017	.016	
2.0	.152	.133	.117	.130	.114	.101	.089	.079	.070	.051	.046	.041	.016	.015	.013	
3.0	.137	.113	.094	.118	.098	.082	.081	.068	.057	.047	.040	.034	.015	.013	.011	
4.0	.125	.098	.077	.107	.085	.067	.074	.059	.047	.043	.035	.028	.014	.011	.009	
5.0	.115	.086	.064	.099	.074	.056	.068	.052	.040	.039	.031	.023	.013	.010	.008	
6.0	.107	.076	.054	.092	.066	.047	.063	.046	.033	.037	.027	.020	.012	.009	.007	
7.0	.100	.068	.046	.086	.059	.040	.059	.041	.029	.034	.024	.017	.011	.008	.006	
8.0	.093	.062	.040	.080	.053	.035	.056	.037	.025	.032	.022	.015	.010	.007	.005	
9.0	.088	.056	.034	.076	.049	.030	.053	.034	.021	.031	.020	.013	.010	.007	.004	
10.0	.083	.051	.030	.072	.045	.026	.050	.031	.019	.029	.019	.011	.009	.006	.004	

C Range: 0 - 360DEG
 C Interval: 90.0DEG
 Test Speed: HIGH
 Temperature:25.3DEG
 Operators:Jasoan
 Test Date:2024-05-22

γ Range: 0 - 90DEG
 γ Interval: 0.5DEG
 Test System:EVERFINE GO-2000A_V1 SYSTEM V2.00.421
 Humidity:58%
 Test Distance:9.016m [K=1.0000]
 Remarks:

UGR(Unified Glare Rating) Table

Test:U:33.700V I:0.3500A P:11.795W PF:1.0000 Freq:0Hz Lamp Flux:1042.76x1 lm		
NAME: XDL E4-WRA-L29030-36DW	TYPE:Downlight	SERIAL No.:
SPEC.: XOB CRIO 90 3000K	DIM.: φ108mm*H126mm	
MFR.: SBC XICATO CORP.		

ceiling/cavity	0.7	0.7	0.5	0.5	0.3	0.7	0.7	0.5	0.5	0.3
walls	0.5	0.3	0.5	0.3	0.3	0.5	0.3	0.5	0.3	0.3
working plane	0.2	0.2	0.2	0.2	0.2	0.2	0.2	0.2	0.2	0.2
Room dimensions	Viewed crosswise					Viewed endwise				
x = 2H y = 2H	6.5	7.2	6.7	7.4	7.5	6.4	7.1	6.6	7.3	7.4
3H	6.4	7.0	6.6	7.2	7.4	6.2	6.9	6.5	7.1	7.3
4H	6.3	6.9	6.5	7.1	7.3	6.2	6.8	6.4	7.0	7.2
6H	6.2	6.8	6.5	7.0	7.3	6.1	6.7	6.4	6.9	7.1
8H	6.1	6.7	6.4	7.0	7.2	6.0	6.6	6.3	6.9	7.1
12H	6.1	6.6	6.4	6.9	7.2	6.0	6.5	6.3	6.8	7.1
4H 2H	6.3	6.9	6.5	7.1	7.3	6.2	6.8	6.4	7.0	7.2
3H	6.1	6.6	6.4	6.9	7.2	6.0	6.5	6.3	6.8	7.1
4H	6.0	6.5	6.3	6.8	7.1	5.9	6.4	6.2	6.7	7.0
6H	5.9	6.3	6.3	6.7	7.0	5.8	6.2	6.2	6.6	6.9
8H	5.8	6.3	6.2	6.6	7.0	5.7	6.2	6.1	6.5	6.9
12H	5.8	6.2	6.2	6.5	6.9	5.7	6.1	6.1	6.4	6.8
8H 4H	5.8	6.3	6.2	6.6	7.0	5.7	6.2	6.1	6.5	6.9
6H	5.7	6.1	6.2	6.5	6.9	5.6	6.0	6.1	6.4	6.8
8H	5.7	6.0	6.1	6.4	6.8	5.6	5.9	6.0	6.3	6.7
12H	5.6	5.9	6.1	6.3	6.8	5.5	5.8	6.0	6.2	6.7
12H 4H	5.8	6.2	6.2	6.5	6.9	5.7	6.1	6.1	6.4	6.8
6H	5.7	6.0	6.1	6.4	6.8	5.6	5.9	6.0	6.3	6.7
8H	5.6	5.9	6.1	6.3	6.8	5.5	5.8	6.0	6.2	6.7
Variations with the observer position at spacings:										
S = 1.0H	+ 3.7 / -22.0					+ 3.7 / -22.7				
1.5H	+ 6.3 / -20.1					+ 6.3 / -20.5				
2.0H	+ 8.5 / -13.6					+ 8.6 / -14.3				

CIE Pub.117, 1043 lm Total Lamp Luminous Flux Corrected (8log(F/F0) = 0.1)
 Area: 0.00915624 m2

C Range: 0 - 360DEG
 C Interval: 90.0DEG
 Test Speed: HIGH
 Temperature:25.3DEG
 Operators:Jasoan
 Test Date:2024-05-22

γ Range: 0 - 90DEG
 γ Interval: 0.5DEG
 Test System:EVERFINE GO-2000A_V1 SYSTEM V2.00.421
 Humidity:58%
 Test Distance:9.016m [K=1.0000]
 Remarks:

UTILIZATION FACTORS TABLE

Test:U:33.700V I:0.3500A P:11.795W PF:1.0000 Freq:0Hz Lamp Flux:1042.76x1 lm		
NAME: XDL E4-WRA-L29030-36DW	TYPE:Downlight	SERIAL No.:
SPEC.: XOB CRI 90 3000K	DIM.: φ108mm*H126mm	
MFR.: SBC XICATO CORP.		

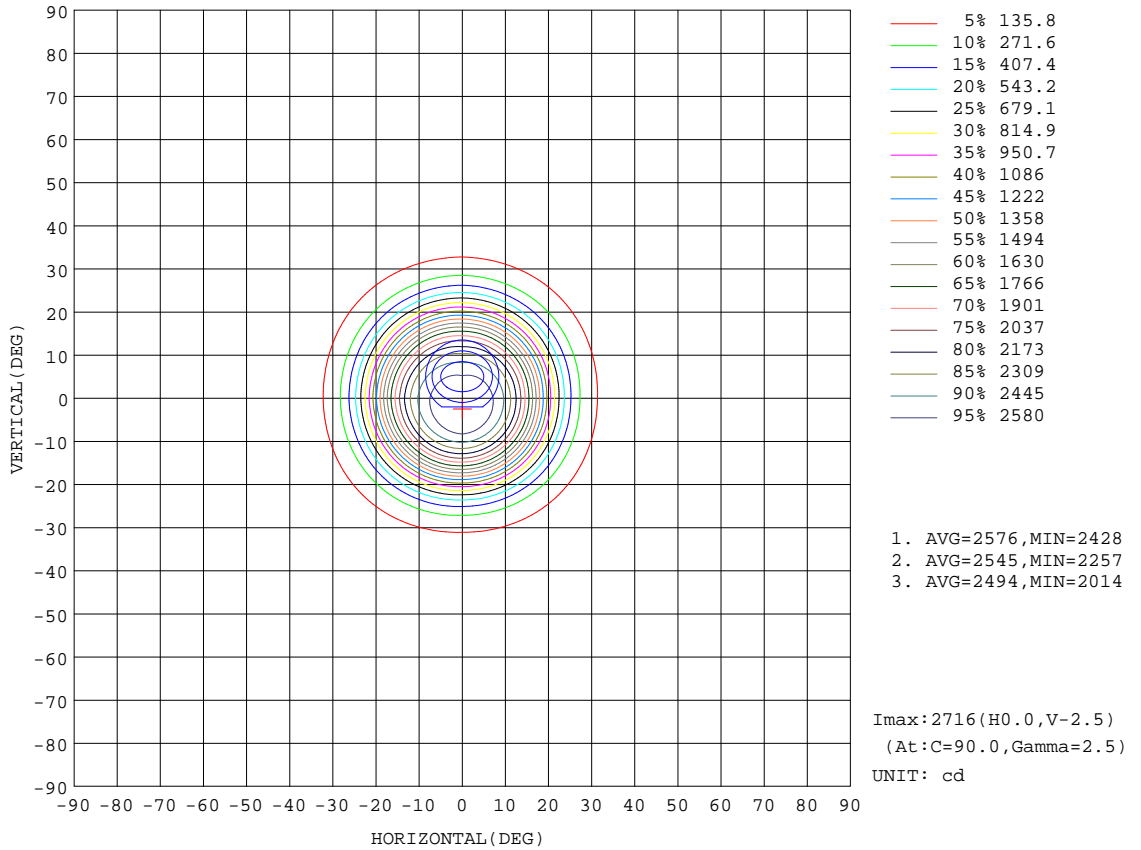
REFLECTANCE										
Ceiling	0.8	0.8	0.8	0.7	0.7	0.7	0.5	0.5	0.5	0
Walls	0.7	0.5	0.3	0.7	0.5	0.3	0.7	0.5	0.3	0
Working plane	0.2	0.2	0.2	0.2	0.2	0.2	0.2	0.2	0.2	0
ROOM INDEX	UTILIZATION FACTORS(PERCENT) $k(RI) \times RCR = 5$									
k = 0.60	91	85	82	90	85	82	90	85	82	78
0.80	98	93	89	97	92	89	96	92	89	86
1.00	102	97	93	101	96	93	99	96	93	89
1.25	105	101	97	104	100	97	102	99	96	92
1.50	108	103	100	106	103	100	104	101	99	95
2.00	110	106	103	108	105	102	106	103	101	96
2.50	111	108	105	110	107	104	107	104	102	97
3.00	113	110	107	111	108	106	108	106	104	98
4.00	115	112	110	113	110	109	109	107	106	99
5.00	116	114	112	114	112	110	110	108	107	100
ROOM INDEX	UF(total)									Direct
According to DIN EN 13032-2 2004			Suspended				SHRNOM = 1.25			

C Range: 0 - 360DEG
 C Interval: 90.0DEG
 Test Speed: HIGH
 Temperature:25.3DEG
 Operators:Jasoan
 Test Date:2024-05-22

γ Range: 0 - 90DEG
 γ Interval: 0.5DEG
 Test System:EVERFINE GO-2000A_V1 SYSTEM V2.00.421
 Humidity:58%
 Test Distance:9.016m [K=1.0000]
 Remarks:

ISOCANDELA DIAGRAM

Test:U:33.700V I:0.3500A P:11.795W PF:1.0000 Freq:0Hz Lamp Flux:1042.76x1 lm		
NAME: XDL E4-WRA-L29030-36DW	TYPE:Downlight	SERIAL No.:
SPEC.: XOB CRI 90 3000K	DIM.: φ108mm*H126mm	
MFR.: SBC XICATO CORP.		



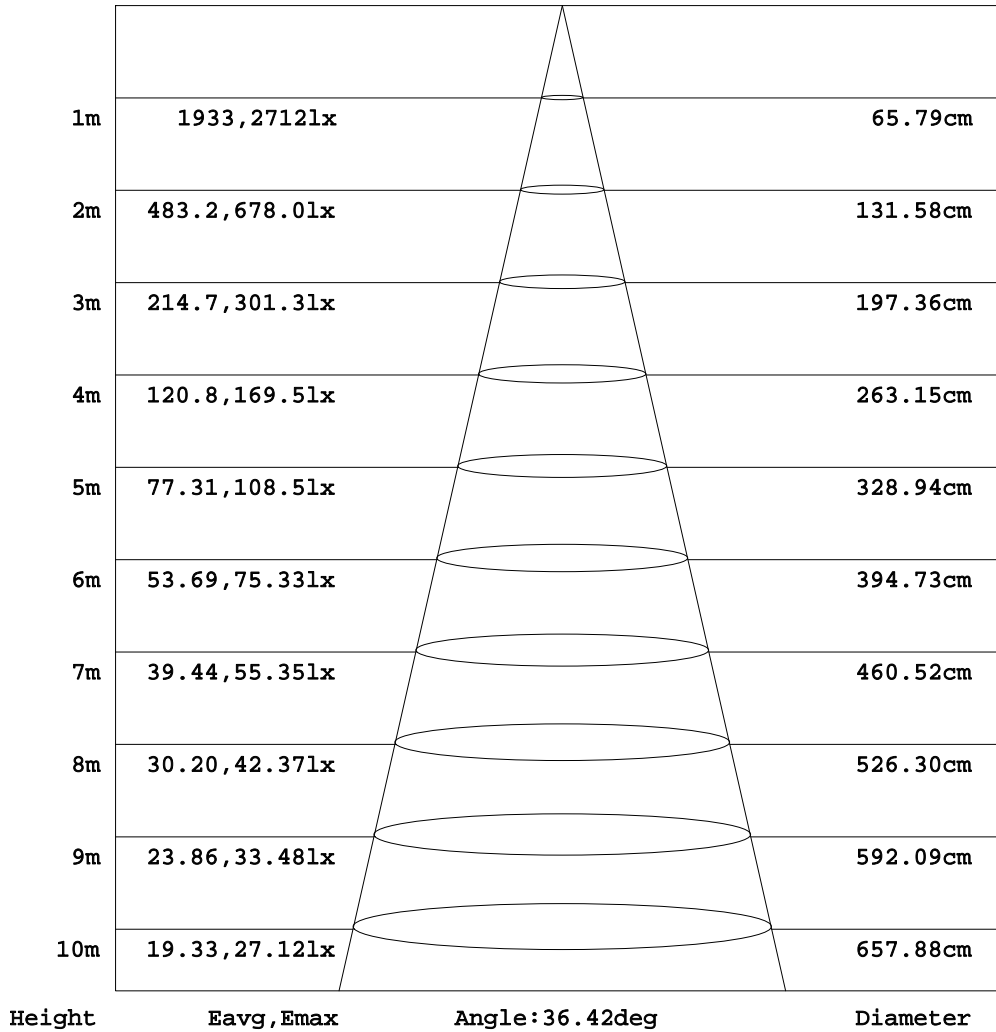
C Range: 0 - 360DEG
 C Interval: 90.0DEG
 Test Speed: HIGH
 Temperature: 25.3DEG
 Operators: Jasoan
 Test Date: 2024-05-22

γ Range: 0 - 90DEG
 γ Interval: 0.5DEG
 Test System: EVERFINE GO-2000A_V1 SYSTEM V2.00.421
 Humidity: 58%
 Test Distance: 9.016m [K=1.0000]
 Remarks:

AAI Figure

Test:U:33.700V I:0.3500A P:11.795W PF:1.0000 Freq:0Hz Lamp Flux:1042.76x1 lm		
NAME: XDL E4-WRA-L29030-36DW	TYPE:Downlight	SERIAL No.:
SPEC.: XOB CRI 90 3000K	DIM.: φ108mm*H126mm	
MFR.: SBC XICATO CORP.		

Flux out:679.8 lm



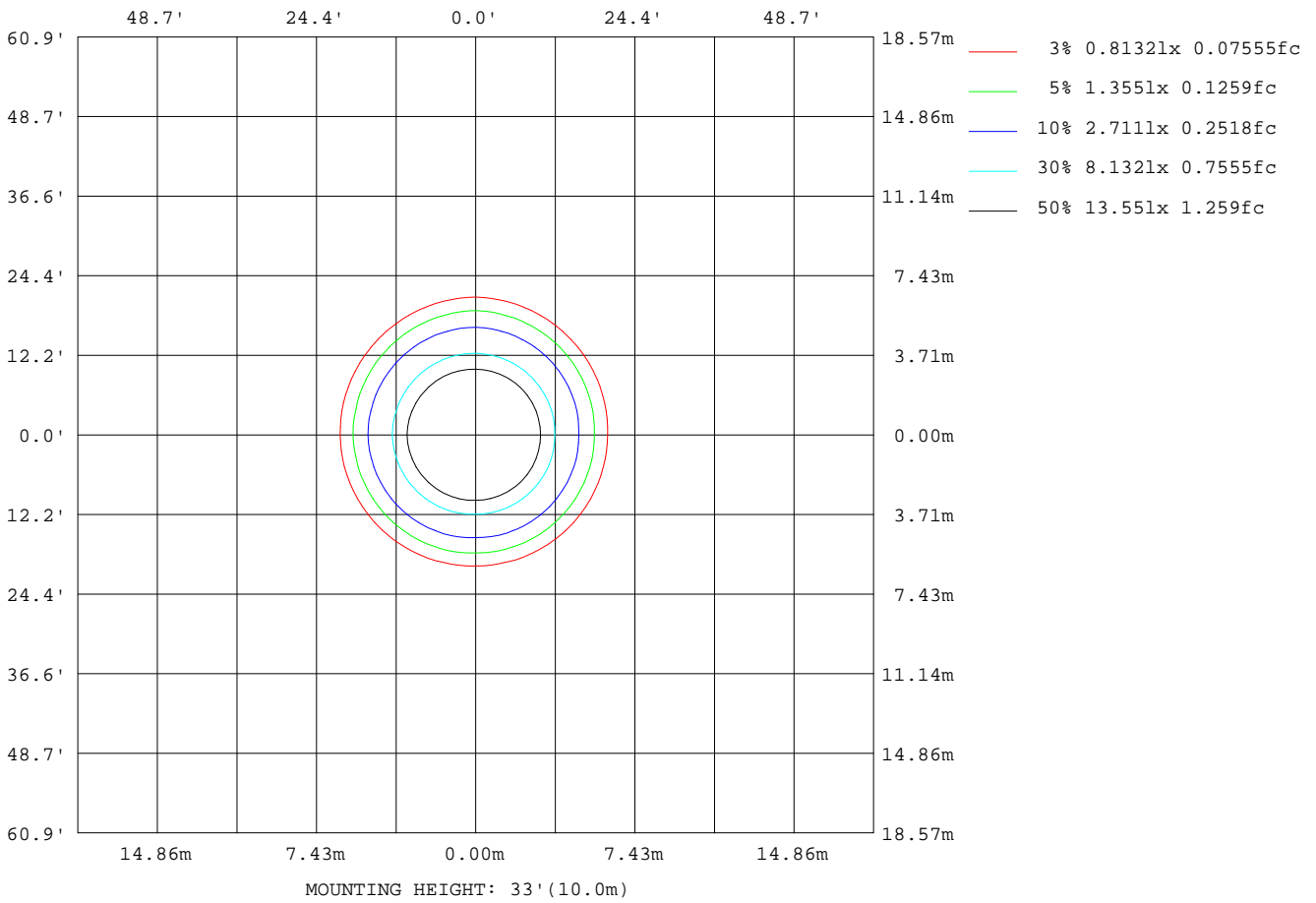
Note:The Curves indicate the illuminated area and the average illumination when the luminaire is at different distance.

C Range: 0 - 360DEG
 C Interval: 90.0DEG
 Test Speed: HIGH
 Temperature:25.3DEG
 Operators:Jasoan
 Test Date:2024-05-22

γ Range: 0 - 90DEG
 γ Interval: 0.5DEG
 Test System:EVERFINE GO-2000A_V1 SYSTEM V2.00.421
 Humidity:58%
 Test Distance:9.016m [K=1.0000]
 Remarks:

ISOLUX DIAGRAM

Test:U:33.700V I:0.3500A P:11.795W PF:1.0000 Freq:0Hz Lamp Flux:1042.76x1 lm		
NAME: XDL E4-WRA-L29030-36DW	TYPE:Downlight	SERIAL No.:
SPEC.: XOB CRI 90 3000K	DIM.: φ108mm*H126mm	
MFR.: SBC XICATO CORP.		



C Range: 0 - 360DEG
 C Interval: 90.0DEG
 Test Speed: HIGH
 Temperature:25.3DEG
 Operators:Jasoan
 Test Date:2024-05-22

γ Range: 0 - 90DEG
 γ Interval: 0.5DEG
 Test System:EVERFINE GO-2000A_V1 SYSTEM V2.00.421
 Humidity:58%
 Test Distance:9.016m [K=1.0000]
 Remarks:

LED Avg.L Report

Test:U:33.700V I:0.3500A P:11.795W PF:1.0000 Freq:0Hz Lamp Flux:1042.76x1 lm		
NAME: XDL E4-WRA-L29030-36DW	TYPE:Downlight	SERIAL No.:
SPEC.: XOB CRI 90 3000K	DIM.: φ108mm*H126mm	
MFR.: SBC XICATO CORP.		

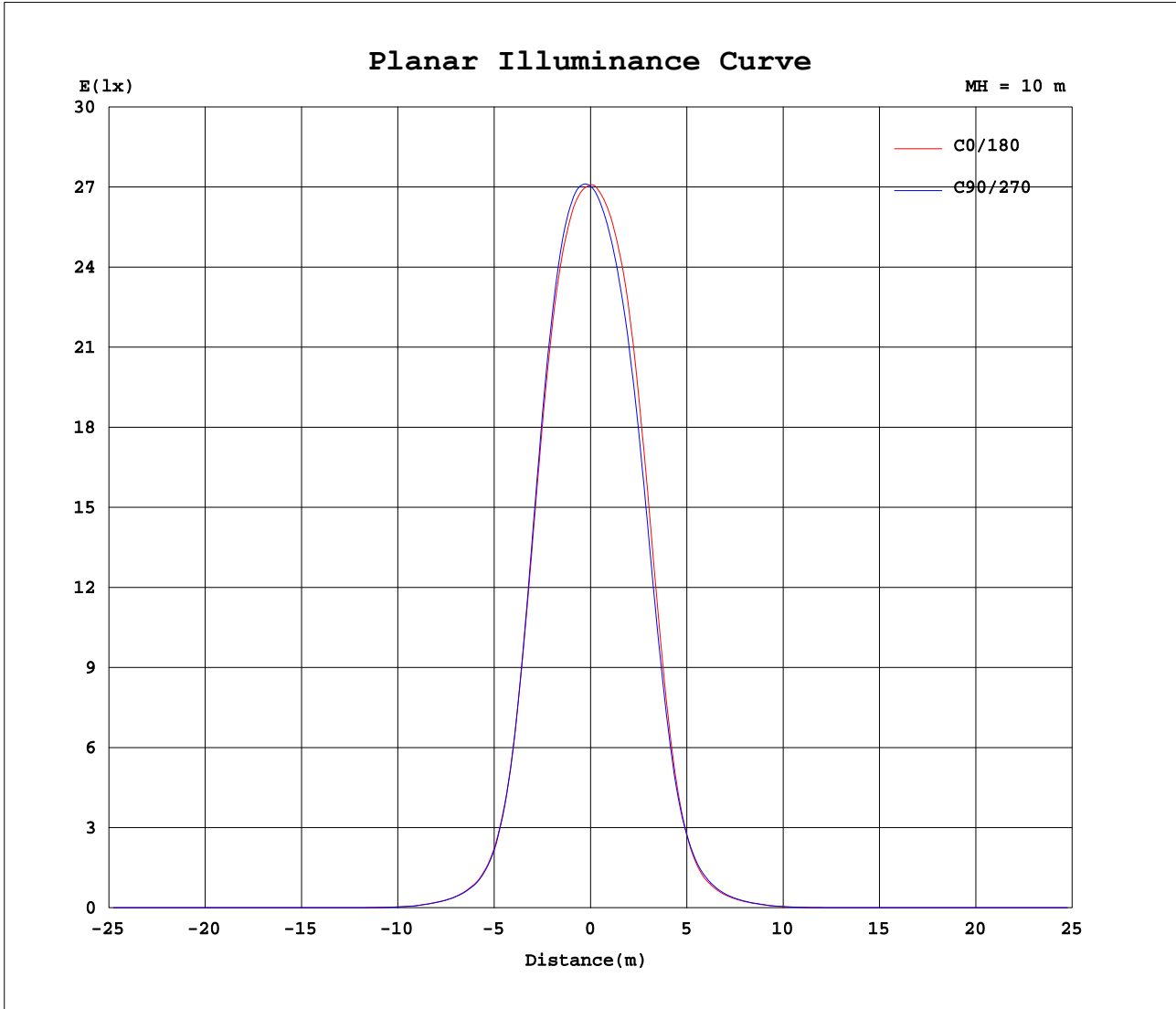
AvgL	cd/m2
L_0~180 (65) av	32
L_0~180 (75) av	15
L_0~180 (85) av	44
L_90~270 (65) av	32
L_90~270 (75) av	15
L_90~270 (85) av	40
L_45 (65) av	32
L_45 (75) av	15
L_45 (85) av	41

Standard: GB/T 29293-2012

C Range: 0 - 360DEG
 C Interval: 90.0DEG
 Test Speed: HIGH
 Temperature:25.3DEG
 Operators:Jasoan
 Test Date:2024-05-22

γ Range: 0 - 90DEG
 γ Interval: 0.5DEG
 Test System:EVERFINE GO-2000A_V1 SYSTEM V2.00.421
 Humidity:58%
 Test Distance:9.016m [K=1.0000]
 Remarks:

Planar Illuminance Curve



C Range: 0 - 360DEG
C Interval: 90.0DEG
Test Speed: HIGH
Temperature: 25.3DEG
Operators: Jasoan
Test Date: 2024-05-22

γ Range: 0 - 90DEG
 γ Interval: 0.5DEG
Test System: EVERFINE GO-2000A_V1 SYSTEM V2.00.421
Humidity: 58%
Test Distance: 9.016m [K=1.0000]
Remarks:

LUMINOUS DISTRIBUTION INTENSITY DATA

Test:U:33.700V I:0.3500A P:11.795W PF:1.0000 Freq:0Hz Lamp Flux:1042.76x1 lm		
NAME: XDL E4-WRA-L29030-36DW	TYPE:Downlight	SERIAL No.:
SPEC.: XOB CRI 90 3000K	DIM.: φ108mm*H126mm	
MFR.: SBC XICATO CORP.		

Table--1

UNIT: cd

C (DEG)\ γ (DEG)	0	90	180	270																
0	2708	2704	2708	2704																
5	2655	2695	2654	2589																
10	2416	2465	2465	2332																
15	1836	1874	1978	1834																
20	1025	1032	1203	1114																
25	423	415	516	499																
30	166	163	196	209																
35	77.2	75.9	87.6	94.2																
40	34.1	33.7	39.9	42.4																
45	10.3	10.3	12.2	14.0																
50	1.18	1.25	2.09	2.15																
55	0.50	0.42	0.53	0.55																
60	0.28	0.22	0.29	0.33																
65	0.13	0.07	0.12	0.18																
70	0.06	0.03	0.03	0.07																
75	0.04	0.03	0.03	0.04																
80	0.04	0.03	0.03	0.04																
85	0.04	0.03	0.03	0.03																
90	0.04	0.03	0.03	0.03																

C Range: 0 - 360DEG
C Interval: 90.0DEG
Test Speed: HIGH
Temperature:25.3DEG
Operators:Jasoan
Test Date:2024-05-22

γ Range: 0 - 90DEG
γ Interval: 0.5DEG
Test System:EVERFINE GO-2000A_V1 SYSTEM V2.00.421
Humidity:58%
Test Distance:9.016m [K=1.0000]
Remarks: